

# AXA Telehealth Online Doctor Consultation


By **Doctor Anywhere** Application



Available on **App Store** and **Google Play**

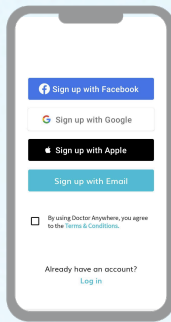


## How to sign up



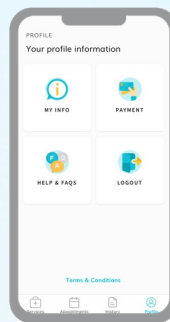
1

Launch Doctor Anywhere  
App and sign up



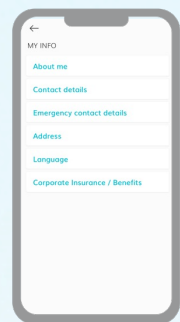
2

Choose your preferred  
sign up method




3

Go to 'My Info'



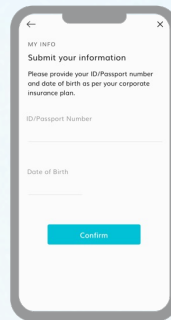
4

Select 'Corporate  
Insurance/Benefits'



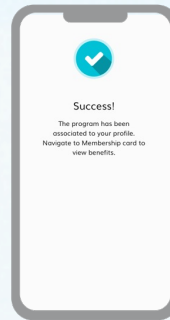
5

Select 'AXA Telehealth'



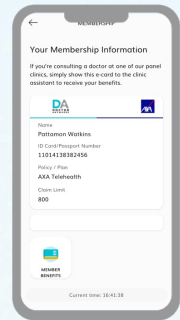
6

Fill in your ID  
Card/Passport Number  
and date of birth



7

You have been  
successfully sign up to  
'AXA Telehealth'



8

Please check your benefit  
at tab 'Services' >  
AXA Telehealth  
Membership card

# How to find a doctor now

1  
Select  
'Video Consultation'

2  
Select  
'General Practitioner'

3  
Select 'See the next  
available GP now'

4  
Answer 4 short  
questions about your  
condition

5  
Prepare your ID  
card before the  
consultation

# How to make an appointment

1  
From step 3, select  
'Search for GP'

2  
Select your doctor

3  
Choose date and  
time that suit you

4  
Confirm or choose  
another time

5  
Your appointment  
has been book. You  
can add to your  
calendar.

# At appointment date

1  
You will receive  
notification and SMS 5  
minutes prior to  
appointment time

2  
Click 'Join call now' to  
talk to doctor